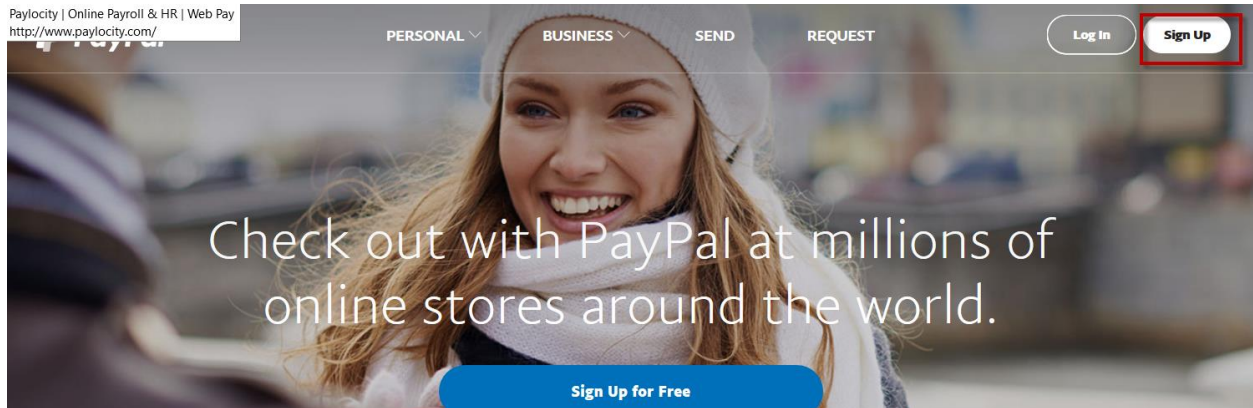


# How to sign up for a PayPal account:

1. Go to the PayPal website at <https://www.paypal.com> and click **Sign Up** at the top of the page.



2. Select "Personal" as the type of account you would like to open and click "**Next.**"

PayPal is a secure, easy way to pay  
and get paid - sign up for free



**Personal Account**

Shop online or send and receive money. All without  
sharing your payment info.



**Business Account**

Accept PayPal and all cards online or at the register.  
Send secure invoices to your customers.

**Next**

3. Enter your email address and choose a password and  
click “**Next.**”



See for yourself why millions of people love  
PayPal – Sign up for free

### Personal Account

Shop online or send and receive money. All without sharing your payment info.

Your email

jenniferm@jpms.com

Create your password

●●●●●●●●



Confirm your password

●●●●●●●●

☐

Stay logged in for faster checkout





Next

4. Fill out the form and confirm that you've read the PayPal User Agreement and click **Agree and Create Account**.



Just a few more details to finish creating your account

### Personal Account

Legal first name	
Legal last name	
Street address	
City	State 
Zip Code	
Mobile 	Phone Number

- ☐ You have read and agree to PayPal's [User Agreement](#), [Privacy Policy](#) and [Electronic Communications Delivery Policy](#). If you provide your mobile phone number, you give us permission to contact you about your PayPal branded accounts using automated calls or texts to: service your accounts, investigate fraud, or collect a debt, but not for telemarketing. If you don't want to receive automated calls or texts, you can change your

5. You can start to use your new PayPal account right away.